

PROJECT:	_____
LOCATION:	_____
ITEM#:	_____
QUANTITY:	_____

COMPETITOR SERIES®

C-HP-2-12

C-HP-4-24

C-HP-6-36

HOT PLATES

- Heavy duty cast iron removable trivets
- 25,000 BTU manually controlled burners
- Removable, full width slide out waste tray
- Beautiful ergonomic design and easy to clean
- High polished, stainless steel exterior and chrome temperature knobs
- (4) adjustable stainless steel feet
- Comes standard as natural gas with L.P orifice kit for in-field conversion
- Migali Industries® Protection Plan: 1 Year Parts & Labor Warranty

MODEL	BURNERS	TOTAL BTU NATURAL GAS / LP	PER BTU NATURAL GAS / LP	IN TAKE TUBE PRESSURE (W.C.) NATURAL GAS / LP	NOZZLE NO. NATURAL GAS / LP	IGNITION	VALVE TYPE	TOP PLATE SIZE W X D X H	EXTERIOR DIMENSIONS W X D X H	PACKAGING DIMENSIONS W X D X H	WEIGHT	PACKAGED WEIGHT
C-HP-2-12	2	50,000	25,000	4 / 10	#43 / #53	Manual	Pilot Light	(2) 11.8" w x 11.8" d	12 x 27.6 x 13.1	15 x 29.9 x 16.5	54 lbs.	74 lbs.
C-HP-4-24	4	100,000	25,000	4 / 10	#43 / #53	Manual	Pilot Light	(4) 11.8" w x 11.8" d	24 x 27.6 x 13.1	26.8 x 29.9 x 16.5	94 lbs.	125 lbs.
C-HP-6-36	6	140,000	25,000	4 / 10	#43 / #53	Manual	Pilot Light	(6) 11.8" w x 11.8" d	36 x 27.6 x 13.1	38.6 x 29.9 x 16.5	135 lbs.	179 lbs.

Gas Connection: 3/4" NPT on the right

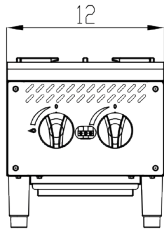
Clearance for combustible work area: 6" rear & 15" sides

Altitudes over 2,000 feet may need high altitude orifice adjustments to deliver BTU output listed

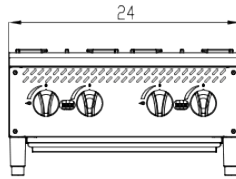
*MIGALI RESERVES THE RIGHT TO CHANGE SPECIFICATIONS WITHOUT NOTICE

DIMENSIONAL DRAWINGS

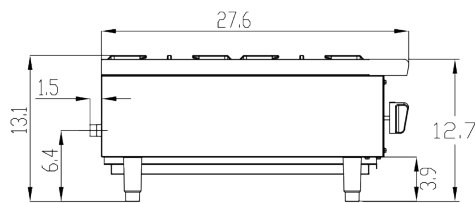
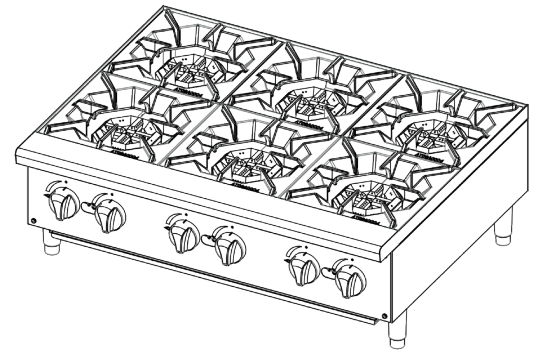
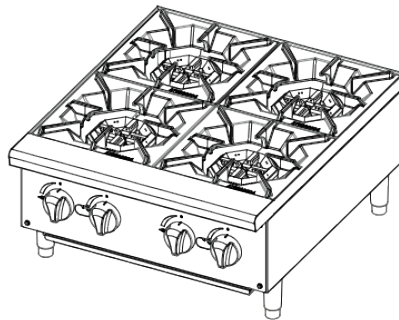
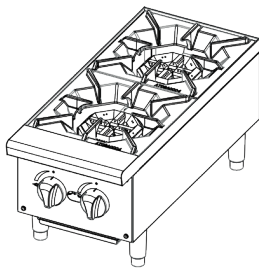


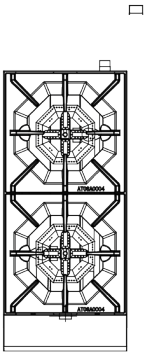
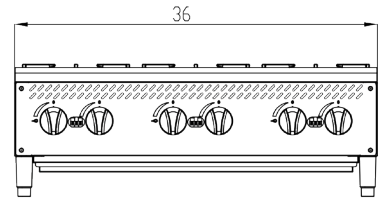
C-HP-2-12



C-HP-4-24



C-HP-6-36



SIDE VIEW



MIGALI® REMAINS AN AMERICAN FAMILY COMPANY SINCE 1955