



## SD-48 CURVED GLASS DELI CASE

UNITS MANUFACTURED PRIOR 10-1-18

INCLUDE 1 YEAR PARTS + LABOR / 5 YEAR COMPRESSOR WARRANTY

UNITS MANUFACTURED AFTER 10-1-18

INCLUDE 2 YEAR PARTS + LABOR / 5 YEAR COMPRESSOR WARRANTY

### Dimensions

Exterior Dimensions (WxDxH)	47.25" x 33.5" x 47.25"
Interior Dimensions (WxDxH)	43.5" x 27" x 22"
Cubic Feet	13.4 cu.ft.
Shelf Depths:	Shelf 1: 12"
	Shelf 2: 16"
	Shelf 3: 21"
Gross Weight	455 lbs
Packaging Dimensions (WxDxH)	51" x 36.25" x 51"

### Construction

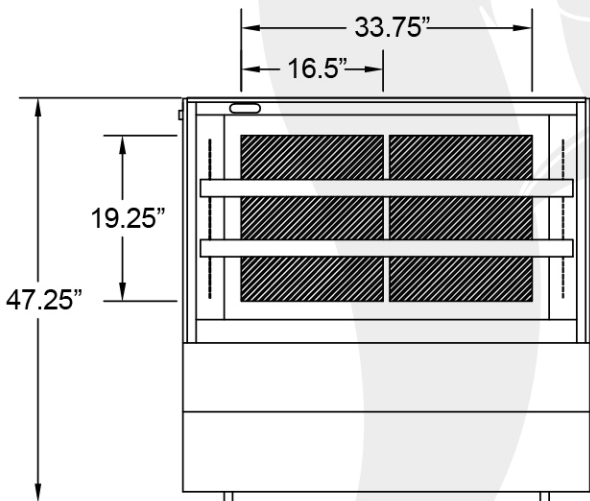
Exterior Material	201 series stainless steel
Interior Material	Glass
Insulation Material	Foamed in place polyurethane
Shelf Load Capacity	44 lbs

### Cooling

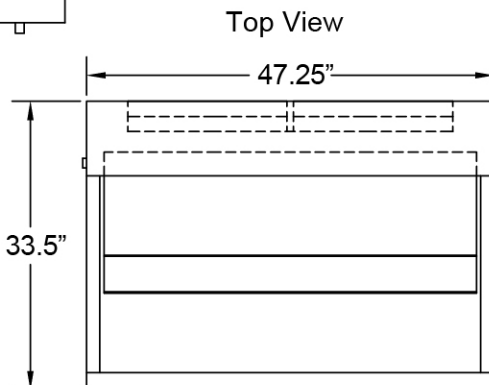
Temperature Range	33° - 40° F
Refrigerant	R290
Maximum Ambient Temperature Rating	90° F
Defrosting	Automatic
Temperature Display	Yes
Temperature Controller	Mechanical
H/P	3/8

### Electrical

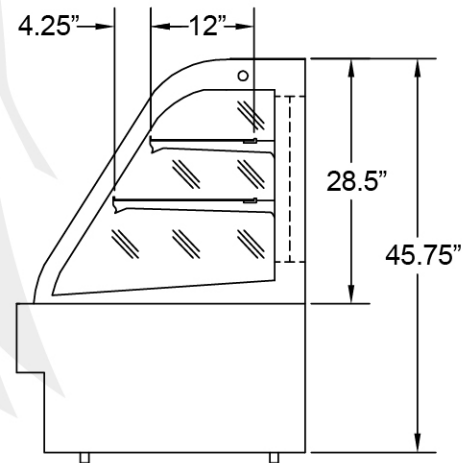
Voltage	110
Amps	6
Hz	60
Phase	1




Front View



Top View



Side View



NEMA 5-15



COMPLIES WITH ANSI/NSF 7 FOR FOOD SERVICE