

UPRIGHT REACH-IN GLASS DOOR REFRIGERATOR TOP MOUNT CONDENSING UNIT

Project Name: _____
 Project Location: _____
 Model #: _____ Quantity: _____
 Available Warehouse: _____

ES Series

Model: ESGR1



Operating temperature range is 33°F ~ 54°F



**5 YEAR Compressor
3 YEAR Parts & Labor**



Please visit our website for updated Energy Efficiency information

Refrigeration System

- Top mounted, self-contained and fully detachable Blizzard R290 condensing unit uses environmentally friendly, EPA-compliant R290 refrigerant with zero (0) Ozone Depletion Potential (ODP) and three (3) Global Warming Potential (GWP). Blizzard R290 is easily replaceable and requires no on-site brazing.
- Electronically commutated (ECM) fan motors achieve rapid cooling with less energy consumption.
- Full-length air duct system and airflow guard ensure optimal circulation of cold air.
- Time-initiated and temperature-terminated auto defrost cycle for seamless operation.
- Large capacity, corrosion-resistant condenser and evaporator coils.
- Self-maintaining, energy-efficient condensate drain pan requires no external drains or electric heaters.
- High performance, auto-reverse condenser fan motor supports compressor ventilation and condenser coil cleaning. Refer to owner's manual for full maintenance instructions.
- Pressure relief devices allow smooth access to cabinet interior when reopening doors.
- Pre-wired and ready to plug, 115V/60Hz/1Ph, NEMA 5-15P

Cabinet Construction

- Heavy duty stainless steel interior / exterior with rounded corners for a hazard-free workspace.
- Open spaced interior with no walls between compartments.
- Galvanized steel top, bottom and rear.
- 2.5" thick high density polyurethane insulation.
- Four 5" swivel casters with locks on front set and two front leg stabilizers.

Lighting

- Shielded LED bar lighting with on/off switch provides bright, high color illumination at lower heat output.

Doors

- Low emissivity double glass panes reflect UV rays for efficient cooling.
- Matte finish aluminum door frames.
- Frame heaters prevent exterior moisture build up.
- Self-closing with adjustable torsion system for a positive seal.
- Snap-in magnetic door gasket make cleaning and replacement an easy process.
- High strength, die-cast door handles.
- Pre-installed door locks keep your items safe from theft (does not apply to models ESGRH2 and ESGRH4).
- Field reversible.

Shelving

- Four epoxy coated, steel wire shelves per section.
- Height adjustable stainless steel clips.

Temperature Control

- Multi-function digital controller with easy to read LED display.
- Factory preset temperature, 35°F. Temperature setting range from 33°F to 54°F.
- Audible overheat protection alarm for compressor and condenser coil.

Options

- Additional shelving.
- 3" swivel casters with locks.
- 3.5" – 6" height-adjustable and interchangeable legs.

| Ref/ Frz/Dual | Doors | Capacity Cu. Ft. | Shelves | Refrigerant | HP | Power V-Hz-Ph | Amps | Crated Weight | Exterior Dimensions | | |
|------------------|-------|---------------------|---------|-------------|------|------------------|------|--------------------|---------------------|--------------------|--------------------|
| | | | | | | | | | L | D | H* |
| REF | 1 | 23 | 4 | R-290 | 1/4+ | 115-60-1 | 3.7 | 320 lbs (145kg) | 29.25" (743mm) | 31.625" (803mm) | 74.25" (1886mm) |

(†)Based on evaporating temperature of 23°F (-5°C) & condensing temperature of 131°F (55°C). (►) Product capacity is calculated based on standard industry figures. (✳) Reference plan view for clarification on caster/unit height. If dimensions and capacity are critical, please contact Everest Refrigeration. Blizzard R290 replacement is at the sole discretion of Everest Refrigeration. Specifications subject to change without notice.

UPRIGHT REACH-IN GLASS DOOR REFRIGERATOR

TOP MOUNT CONDENSING UNIT

ES Series

Model: ESGR1


DIMENSIONAL DATA

| | | |
|--------------------------|----|------------------|
| External Dimensions | L | 29.25" (743mm) |
| | D | 31.625" (803mm) |
| | H* | 74.25" (1886mm) |
| Crated Weight | | 320 lbs. (145kg) |
| Doors/Drawers/Lids | | 1 |
| Max Weight Support (LBS) | | - |

STORAGE DATA

| | |
|------------------------|----|
| Net Capacity Cu. Ft. ▶ | 23 |
| Shelves | 4 |
| Barrels | - |
| 20 oz. Bottles | - |
| 12 oz. Bottles | - |
| 12 oz. Cans | - |
| 8" Mugs | - |
| # of Pans (Top) | - |
| # of Pans (Drawer) | - |
| Dividers | - |
| Trays | - |

ELECTRICAL DATA

| | |
|------------------------|--|
| Voltage | 115-60-1 |
| Full Load Amperage | 3.7A |
| Feed Wires with Ground | 3 |
| Cord Length | 9ft |
| NEMA Plug Type |  NEMA 5-15P |

REFRIGERATION DATA

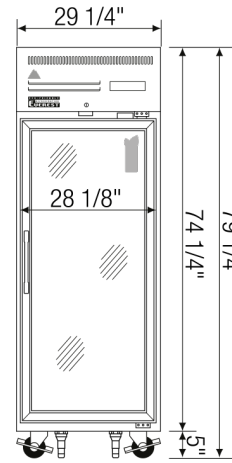
| | |
|---------------------|-------|
| Compressor Mounting | Top |
| Refrigerant | R-290 |
| Compressor HP | 1/4+ |
| BTU/HR † | 1926 |

KEY

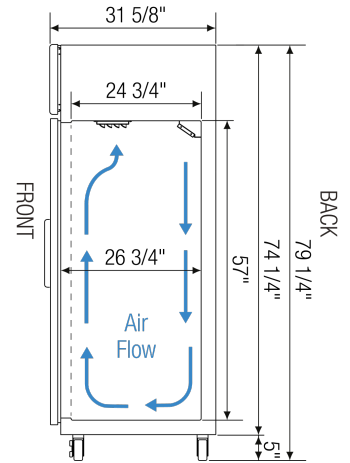
| | | | |
|----|------------|------|---------------|
| D | Door | R | Refrigerator |
| L | Lid | REF | Refrigerator |
| H | Half Door | F | Freezer |
| FD | Full Door | FRZ | Freezer |
| SD | Solid Door | DUAL | REF/FRZ Combo |
| GD | Glass Door | DR | Drawer |

| | | | | | |
|--|-----------|-------|------|----|------|
|  | Elevation | Right | Plan | 3D | Back |
| | | | | | |

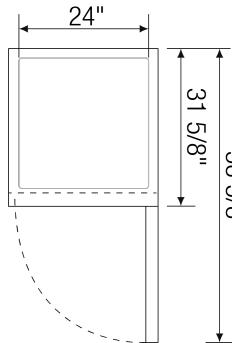
PLAN VIEW



FRONT



SIDE



TOP

ACCESSORIES & OPTIONS

| Part Number | Description |
|----------------------------|--|
| Additional Shelving | Contact Everest Refrigeration for more information. |
| AJL03-00 | Interchangeable Leg for Caster |
| CASA3-01 | 3" Overall Height Caster Assembly - (2) Front (2) Rear |

(†) Based on evaporating temperature of 23°F (-5°C) & condensing temperature of 131°F (55°C). (▶) Product capacity is calculated based on standard industry figures. (✖) Reference plan view for clarification on caster/unit height. If dimensions and capacity are critical, please contact Everest Refrigeration. Blizard R290 replacement is at the sole discretion of Everest Refrigeration. Specifications subject to change without notice.