



## Inferno Blaze Premium 6 Burner Gas Countertop Range / Hot Plate – 150,000 BTU SKU: IBP-CTH-36



- ★ **Efficient:** 150,000 BTU Burner, NG/LPG Power Type
- ★ **Durable:** Stainless steel exterior
- ★ **Certified:** ETL Listed, ETL Sanitation
- ★ **Convenient:** Manual control type
- ★ **Powerful:** Six burners with 25,000 BTU each
- ★ **Spacious Cooking Area:** 36" size
- ★ **Mobility:** 137 lbs weight, 3/4" gas inlet size
- ★ **Dimensions:** 36" W x 27.6" D x 13.1" H



Meet the culinary virtuoso, the Inferno Blaze Premium IBP-CTH-36, a six-burner Gas Countertop Range/Hot Plate meticulously crafted to redefine your kitchen experience. With an impressive total of 150,000 BTUs, this appliance promises a symphony of power, precision, and versatility.

<b>Burner BTU</b>	25,000
<b>Certifications</b>	ETL Listed, ETL Sanitation
<b>Color</b>	Silver
<b>Control Type</b>	Manual
<b>Exterior Material</b>	Stainless steel
<b>Number of Burners</b>	6
<b>Power Type</b>	NG/LPG
<b>Shipping Weight (lbs)</b>	179
<b>Total BTU</b>	150,000
<b>Weight (lbs)</b>	137

Certified with both ETL Listed and ETL Sanitation, this countertop range prioritizes safety and compliance with industry standards. The manual control type ensures that every culinary creation is a masterpiece, allowing you to fine-tune your cooking experience with precision.


Whether you favor natural gas (NG) or liquefied petroleum gas (LPG), the Inferno Blaze Premium adapts seamlessly to both power types, offering flexibility tailored to your kitchen setup.

Weighing in at 137 pounds and shipping at 179 pounds, this countertop range effortlessly balances stability and mobility. Its commanding yet space-efficient dimensions—measuring 36 inches in width, 27.6 inches in depth, and 13.1 inches in height—make it an influential addition to your kitchen layout. Elevate your culinary prowess with the powerful, versatile, and elegantly designed Inferno Blaze Premium IBP-CTH-36.

Item	Width (inch)	Depth (inch)	Height (inch)
<b>Exterior</b>	36	27.6	13.1

### Certified Quality

ETL-certified, the Inferno Blaze guarantees quality and adheres to rigorous safety standards, offering peace of mind.



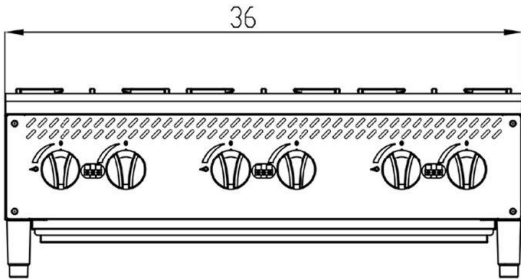
**Kitchen Pro Restaurant Equipment:** [info@gokpe.com](mailto:info@gokpe.com) | [www.kitchenproequipment.com](http://www.kitchenproequipment.com) | T. 1(800)603-0033

Note: Specifications subject to change without notice.

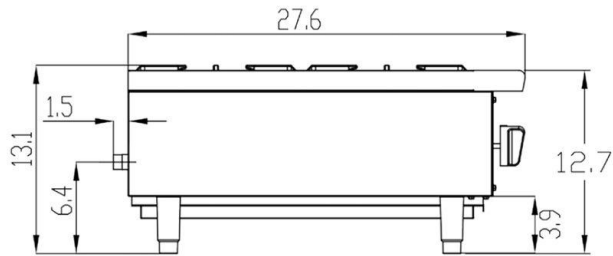
Not recommended for use in non-commercial or residential settings.

## Technical Data:

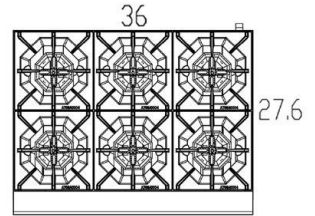
### FRONT VIEW



### SIDE VIEW



### TOP VIEW



### NG to LPG Conversion Kit Included!

This model is initially set up for Natural Gas use, but you can effortlessly switch it to a Liquid Propane configuration by replacing the N.G. orifices with L.P. orifices.

Elevate your culinary artistry with the Inferno Blaze Premium IBP-CTH-36, where innovation meets performance in a six-burner Gas Countertop Range/Hot Plate. Unleash 150,000 BTUs of culinary prowess, as this sleek and durable masterpiece transforms your kitchen into a realm of power, precision, and enduring style.

**Warning:** This product can expose you to chemicals including lead, which are known to the State of California to cause cancer, birth defects, or other reproductive harm. For more information, go to [www.p65warnings.ca.gov](http://www.p65warnings.ca.gov).