



Inferno Blaze Premium 2 Burner Gas Countertop Range / Hot Plate – 50,000 BTU SKU: IBP-CTH-12



- ★ **Efficient:** 50,000 BTU Burner, NG/LPG Power Type
- ★ **Durable:** Stainless steel exterior
- ★ **Certified:** ETL Listed, ETL Sanitation
- ★ **Convenient:** Manual control type
- ★ **Powerful:** Two burners with 25,000 BTU each
- ★ **Spacious Cooking Area:** 12" size
- ★ **Mobility:** 56 lbs weight, 3/4" gas inlet size
- ★ **Dimensions:** 12" W x 27.6" D x 27.6" H



Meet the Inferno Blaze Premium IBP-CTH-12, a dynamic two Burner Gas Countertop Range/Hot Plate designed to elevate your kitchen experience. The sleek silver design, crafted from durable stainless steel, not only adds a touch of sophistication to your kitchen but also ensures longevity and easy maintenance.

Burner BTU	25,000
Certifications	ETL Listed, ETL Sanitation
Color	Silver
Control Type	Manual
Exterior Material	Stainless steel
Number of Burners	2
Power Type	NG/LPG
Shipping Weight (lbs)	74
Total BTU	50,000
Weight (lbs)	56

The Inferno Blaze Premium IBP-CTH-12, two-burner Gas Countertop Range/Hot Plate designed to enhance your kitchen efficiency. With a total of 50,000 BTUs, this countertop range offers a perfect blend of power and versatility.


The manual controls provide flexibility for fine-tuning your cooking experience, while the ETL Listed and ETL Sanitation certifications guarantee safety and compliance with industry standards. Whether you prefer natural gas (NG) or liquefied petroleum gas (LPG), this countertop range accommodates both power types, offering adaptability to suit your kitchen setup.

Compact and efficient, the Inferno Blaze Premium IBP-CTH-12 weighs 56 pounds, shipping at 74 pounds, striking the perfect balance between stability and portability. With dimensions of 12 inches in width, 27.6 inches in depth, and 27.6 inches in height, this countertop range seamlessly integrates into your kitchen layout, delivering exceptional cooking performance with style and convenience.

Item	Width (inch)	Depth (inch)	Height (inch)
Exterior	12	27.6	27.6

Certified Quality

ETL-certified, the Inferno Blaze guarantees quality and adheres to rigorous safety standards, offering peace of mind.



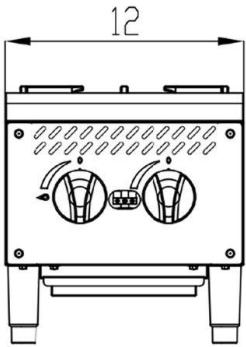
Kitchen Pro Restaurant Equipment: info@gokpe.com | www.kitchenproequipment.com | T. 1(800)603-0033

Note: Specifications subject to change without notice.

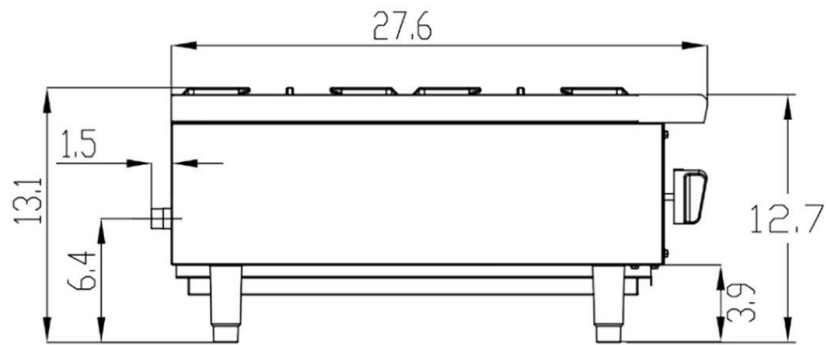
Not recommended for use in non-commercial or residential settings.

Technical Data:

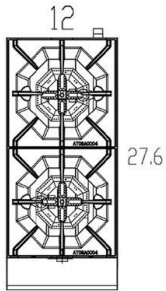
FRONT VIEW



SIDE VIEW



TOP VIEW



NG to LPG Conversion Kit Included!

This model is initially set up for Natural Gas use, but you can effortlessly switch it to a Liquid Propane configuration by replacing the N.G. orifices with L.P. orifices.

Revolutionize your kitchen dynamics and embrace culinary excellence with the Inferno Blaze Premium IBP-CTH-12. Elevate your cooking with unmatched style and efficiency, making every meal a masterpiece – the perfect blend of form and function for your culinary journey.

Warning: This product can expose you to chemicals including lead, which are known to the State of California to cause cancer, birth defects, or other reproductive harm. For more information, go to www.p65warnings.ca.gov.