



Your Solutions Partner

# Specifications

F.O.B. Sedalia, Missouri 65301



613-E2

*(show with optional casters)*

### OPTIONS:

- Stainless steel interior
- Stainless steel back enclosure panel
- Seismic feet
- High Voltage (380/415/440/480)
- Casters
- Porcelain drip tray
- Double stack—shipped assembled
- Extra oven racks
- Prison package—tamper proof screws, lexan hinged cover with lockable clasp
- Extended warranty

**Approval Stamp(s):**

### PRODUCT INFORMATION:

PROJECT: \_\_\_\_\_

ITEM: \_\_\_\_\_

QUANTITY: \_\_\_\_\_

MODEL:

### Duke Convection Ovens

#### Double Deck—Standard Depth—Electric

- 613-E2 Double deck, standard depth

### STANDARD FEATURES

- 6 racks/13 rack positions
- Porcelain interior finish
- 65/35 stainless steel doors - dependent chain driven
- Double pane glass in 65 door
- 8" angular painted legs/adjustable feet
- 2 speed motor

### OVEN SECTION

- Stainless steel front, sides and top
- 1 1/2" insulation on bottom, sides and back
- 3" insulation on top
- Interior Lights

### OVEN CONTROLS

- "V"—Basic snap action thermostat (200°-500°F), 60 minute electric dial timer with continuous sound buzzer, 2-speed fan
- "XX"—Solid state digital time and temperature controls, 12-hour countdown timer, **Cook and Hold** feature, 2-speed fan, Pulse fan capability


### Certifications



### DUKE MANUFACTURING CO.

2305 N. Broadway  
 St. Louis, MO 63102  
 800.735.3853 Toll Free  
 314.231.5074 Fax  
 www.dukemfg.com  
 SS-1067-613 E2-Double-Elec

Specification subject to change



REV C 09/25/2019

DUKE CONVECTION OVENS - DOUBLE - STANDARD DEPTH - ELECTRIC

Catalog No. DCO-ELEDS

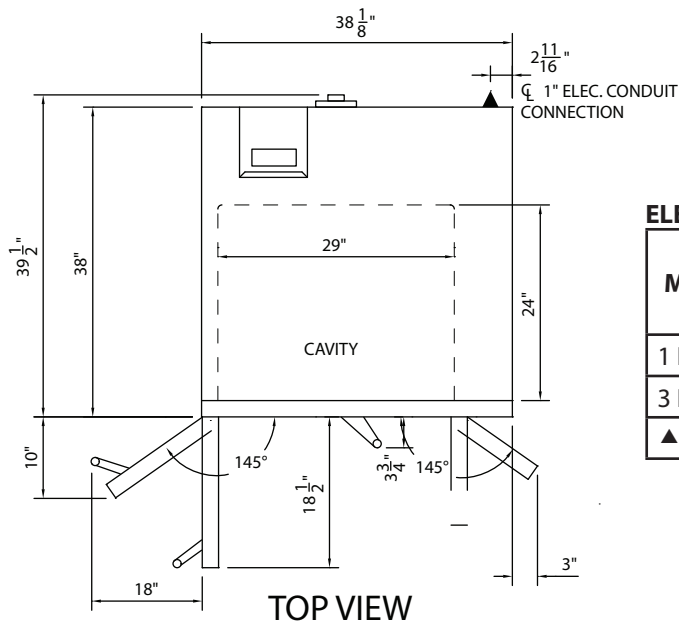
A.I.A. File No. 35-C-13

# DUKE CONVECTION OVENS

## DOUBLE DECK—ELECTRIC—STANDARD DEPTH

A.I.A. File No. 35-C-13

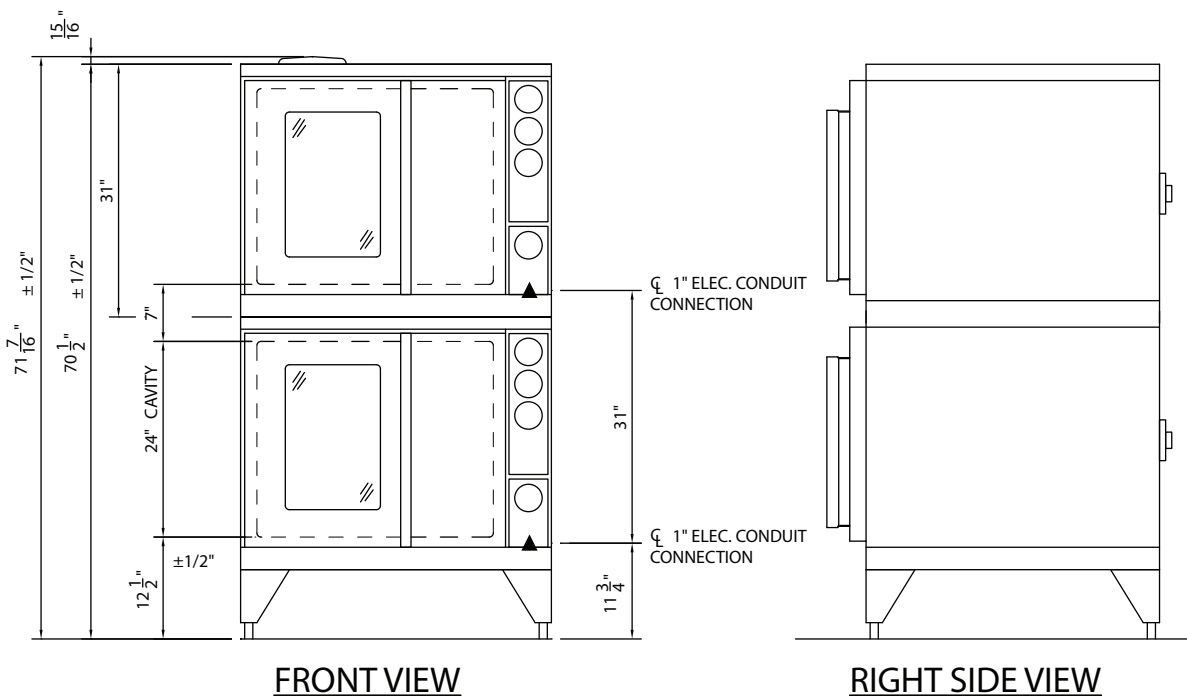
Catalog No. DCO-ELECD5



### ELECTRICAL SPECIFICATIONS:

Model	208 Volt (Amps)	240 Volt (Amps)	480 Volt (Amps)	KW
1 Phase	52.8	45.8	n/a	10.0
3 Phase	30.5	26.5	13.3	10.0

▲ Electronic connection point



DUKE CONVECTION OVENS- DOUBLE - STANDARD DEPTH - ELECTRIC

### DIMENSIONS:

Freight Class: 85

Model	Height top view		Width		Depth front view		Cube ft. crated	Crated Ship Weight	
	in.	cm	in.	cm	in.	cm		lbs.	kg
613-E2	70 1/2	179.1	38	96.5	39 1/2	100.3	69.7	1020	464.0



**Duke Manufacturing Co.**  
2305 N. Broadway  
St. Louis, MO 63102

Phone: 314-231-1130  
Toll Free: 1-800-735-3853  
Fax: 314-231-5074

[www.dukemfg.com](http://www.dukemfg.com)