



Ice Cream Freezers
Models FR-CN-0150, 0200, 0320
Items 45291, 45292, 45293
Instruction Manual



Revised - 12/14/2017



Toll Free: 1-800-465-0234
Fax: 905-607-0234
Email: service@omcan.com
www.omcan.com

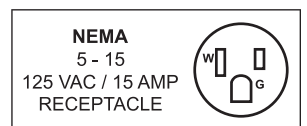


Table of Contents

Model FR-CN-0150 / Model FR-CN-0200 / Model FR-CN-0320

Section	Page
General Information -----	3 - 4
Safety and Warranty -----	4 - 5
Technical Specifications -----	6
Operation -----	6
Maintenance -----	7
Troubleshooting -----	7 - 8
Parts Breakdown -----	9 - 12
Electrical Schematics -----	13 - 14
Warranty Registration -----	15



General Information

Omcan Manufacturing and Distributing Company Inc., Food Machinery of America, Inc. dba Omcan and Omcan Inc. are not responsible for any harm or injury caused due to any person's improper or negligent use of this equipment. The product shall only be operated by someone over the age of 18, of sound mind, and not under the influence of any drugs or alcohol, who has been trained in the correct operation of this machine, and is wearing authorized, proper safety clothing. Any modification to the machine voids any warranty, and may cause harm to individuals using the machine or in the vicinity of the machine while in operation.

CHECK PACKAGE UPON ARRIVAL

Upon receipt of an Omcan shipment please inspect for external damage. If no damage is evident on the external packaging, open carton to ensure all ordered items are within the box, and there is no concealed damage to the machine. If the package has suffered rough handling, bumps or damage (visible or concealed), please note it on the bill of lading before accepting the delivery and contact Omcan within 24 hours, so we may initiate a claim with the carrier. A detailed report on the extent of the damage caused to the machine must be filled out within three days, from the delivery date shown in the shipping documents. Omcan has no recourse for damaged products that were shipped collect or third party.

Before operating any equipment, always read and familiarize yourself with all operation and safety instructions.

Omcan would like to thank you for purchasing this machine. It's of the utmost importance to save these instructions for future reference. Also save the original box and packaging for shipping the equipment if servicing or returning of the machine is required.

Omcan Fabrication et distribution Compañie Limité et Food Machinery d'Amérique, dba Omcan et Omcan Inc. ne sont pas responsables de tout dommage ou blessure causé du fait que toute personne ait utilisé cet équipement de façon irrégulière. Le produit ne doit être exploité que par quelqu'un de plus de 18 ans, saine d'esprit, et pas sous l'influence d'une drogue ou d'alcool, qui a été formé pour utiliser cette machine correctement, et est vêtu de vêtements de sécurité approprié. Toute modification de la machine annule toute garantie, et peut causer un préjudice à des personnes utilisant la machine ou des personnes à proximité de la machine pendant son fonctionnement.

VÉRIFIEZ LE COLIS DÈS RÉCEPTION

Dès réception d'une expédition d'Omcan veuillez inspecter pour dommages externes. Si aucun dommage n'est visible sur l'emballage externe, ouvrez le carton afin de s'assurer que tous les éléments commandés sont dans la boîte, et il n'y a aucun dommage dissimulé à la machine. Si le colis n'a subi aucune mauvaises manipulations, de bosses ou de dommages (visible ou cachée), notez-le sur le bond de livraison avant d'accepter la livraison et contactez Omcan dans les 24 heures qui suivent, pour que nous puissions engager une réclamation auprès du transporteur. Un rapport détaillé sur l'étendue des dommages causés à la machine doit être rempli dans un délai de trois jours, à compter de la date de livraison indiquée dans les documents d'expédition. Omcan n'a aucun droit de recours pour les produits endommagés qui ont été expédiés ou cueilli par un tiers transporteur.

General Information

Avant d'utiliser n'importe quel équipement, toujours lire et vous familiariser avec toutes les opérations et les consignes de sécurité.

Omcan voudrais vous remercier d'avoir choisi cette machine. Il est primordial de conserver ces instructions pour une référence ultérieure. Également conservez la boîte originale et l'emballage pour l'expédition de l'équipement si l'entretien ou le retour de la machine est nécessaire.

Omcan Empresa De Fabricacion Y Distribucion Inc. Y Maquinaria De Alimentos De America, Inc. dba Omcan y Omcan Inc. no son responsables de ningun daño o perjuicio causado por cualquier persona inadecuada o el uso descuidado de este equipo. El producto solo podra ser operado por una persona mayor de 18 años, en su sano juicio y no bajo alguna influencia de droga o alcohol, y que este ha sido entrenado en el correcto funcionamiento de esta máquina, y ésta usando ropa apropiada y autorizada. Cualquier modificación a la máquina anula la garantía y puede causar daños a las personas usando la máquina mientras esta en el funcionamiento.

REVISE EL PAQUETE A SU LLEGADA

Tras la recepcion de un envio Omcan favor inspeccionar daños externos. Si no hay daños evidentes en el empaque exterior, Habra el carton para asegurarse que todos los articulos solicitados estén dentro de la caja y no encuentre daños ocultos en la máquina. Si el paquete ha sufrido un manejo de poco cuidado, golpes o daños (visible o oculto) por favor anote en la factura antes de aceptar la entrega y contacte Omcan dentro de las 24 horas, de modo que podamos iniciar una reclamación con la compañía. Un informe detallado sobre los daños causados a la máquina debe ser llenado en el plazo de tres días, desde la fecha de entrega que se muestra en los documentos de envío. Omcan no tiene ningun recurso por productos dañados que se enviaron a recoger por terceros.

Antes de utilizar cualquier equipo, siempre lea y familiarizarse con todas las instrucciones de funcionamiento y seguridad.

Omcan le gustaría darle las gracias por la compra de esta máquina. Es de la mayor importancia para salvar estas instrucciones para futuras consultas. Además, guarda la caja original y el embalaje para el envío del equipo si servicio técnico o devolución de la máquina que se requiere.

Safety and Warranty

- The appliance can be used by children aged from 8 years and above and persons with reduced physical, sensory or mental capabilities, or lack of experience and knowledge, if they have been given supervision or instruction concerning use of the appliance in a safe way and understand the hazards involved.
- Children shall not play with the appliance.
- Cleaning and user maintenance shall not be made by children without supervision.

Safety and Warranty

TRANSPORTATION AND PLACEMENT

- When transporting the chest freezer from one place to another, the inclination of the cabinet should not exceed 45 degrees, for prevention against compressor or system damage.
- Before use, remove all the packing material. The back side of the cabinet should be more than 20cm away from the wall, both flank sides more than 20cm.
- The freezer should be put in well-ventilated, dry place. Don't use it under direct sunshine. The freezer should be kept away from water sink, heat source and any volatile, corrosive material.

POWER SOURCE AND TEST-RUNNING

- Specified capacity of the wire is 7A. Section squares of the wire is 0.82mm². Single line or compound lines are all allowed. The fuse of 2.5A specified electric current should be installed.(Power cord should be replaced with the same of 7A and 0.82mm², when it is damaged).
- Single-phase power supply, 60Hz, voltage range 98~132V. If the voltage is unstable, please install a voltage stabilizer with capacity above 1000W.
- Avoid turning on and off the power too frequently. If the power is turned off, wait an interval of 5 minutes before turning it on again.
- When the freezer will be out of use for a long time, disconnect the power first, then clean it. Please examine the circuit whether it is excellent before reuse.

1 YEAR PARTS AND BENCH WARRANTY

Within the warranty period, contact Omcan Inc. at 1-800-465-0234 to schedule a drop off to either an Omcan authorized service depot in the area, or to an Omcan Service warehouse to repair the equipment.

Unauthorized maintenance will void the warranty. Warranty covers electrical and part failures, not improper use.

Please see www.omcan.com/warranty.html for complete info.

WARNING:

The packaging components are classified as normal solid urban waste and can therefore be disposed of without difficulty.

In any case, for suitable recycling, we suggest disposing of the products separately (differentiated waste) according to the current norms.

DO NOT DISCARD ANY PACKAGING MATERIALS IN THE ENVIRONMENT!

Technical Specifications

Model	FR-CN-0150	FR-CN-0200	FR-CN-0320
Capacity	150.1 L / 5.3 cu. ft.	201.1 L / 7.1 cu. ft.	311.5 L / 11 cu. ft.
Temperature Range	≤-18°C		
Refrigerant	R134a		
Number of Baskets	1		
Exterior Material	Cold-Roll Steel Sheet		
Interior Material	Embossed Aluminum		
Net Weight	75 lbs. / 34 kgs.	79.4 lbs. / 36 kgs.	99.2 lbs. / 45 kgs.
Packaging Weight	86 lbs. / 39 kgs.	90.4 lbs. / 41 kgs.	110.2 lbs. / 50 kgs.
Interior Dimensions	23.8" x 26.3" x 16.1" 605 x 667 x 410mm	28.7" x 26.3" x 16.1" 730 x 667 x 410mm	40.6" x 26.3" x 16.1" 1030 x 667 x 410mm
Net Dimensions	21.5" x 29.1" x 30.9" 545 x 740 x 784mm	21.5" x 34.1" x 30.9" 545 x 865 x 784mm	23.8" x 45.9" x 30.9" 605 x 1165 x 784mm
Packaging Dimensions	23.8" x 31.1" x 33.1" 605 x 790 x 840mm	23.8" x 36" x 33.1" 605 x 915 x 840mm	25.8" x 48" x 33.1" 655 x 1220 x 840mm
Item Number	45291	45292	45293

Operation

OPERATION OF THE TEMPERATURE CONTROL KNOB

- The temperature in the cabinet can be controlled with the temperature control knob.
- The knob should be kept upright normally to adjust the temperature. FREEZING MAX is the strongest cooling position and is suitable for fast freezing. Do not keep the knob at this point for long.

FOOD STORAGE

- There must be space between the foods stored in the cabinet, between the foods and the inner surface of the cabinet, so as to keep good ventilation of cold air and freeze evenly. Do not put in any bottled or canned beverage with freezing point above the temperature in the cabinet when it is below zero.
- For foods that should be moisture-free or lose water easily, wrap them up with hermetical food bags or fresh films before putting in the cabinet for the sake of avoiding smell-mixing and reducing frosting.
- Storage of volatile and combustible gases, liquids such as strong alkalies, strong acids, petrol ,etc. is forbidden.

Maintenance

- The freezer should be cleaned regularly. When cleaning, turn off the power, take out the foods in the cabinet, clean the inside using water or a little neutral detergent.
 - Do not use boiling water, acid, chemical diluents, petrol and oil, or dirt-removing powder.
 - Dry it after cleaning.
 - Use light soap water when cleaning the door seal, apply a little of talcum powder on it after natural drying to extend its service life.
 - Use soft cloth with water or a little detergent to clean the out surface.
- Note: keeping the power supply and lower part of connect wires away from water to avoid electricity leakage.**
- Except common breakdowns, those who are not service technician should not take apart and repair the freezer on their own so as to avoid worsening the trouble. Unauthorized repair of electrical part such as compressor, temperature controller is forbidden.

DEFROSTING

- Defrost for better freezing efficiency when the frost film in the cabinet is 4-5mm thick.
- When defrosting, turn off the power, take out the frozen foods, open the door for warming and melting. Use soft cloth to absorb water and clean it up.
- Do not use sharp metal tools such as steel brush to clean the frost film when defrosting so as to avoid evaporator damage.

Troubleshooting

Problem	Cause	Solution
The indicator is not on. The compressor does not start.	The plug isn't connected to the socket really.	Replug it.
	No power	Connect the socket with power.
The indicator is on ,but the compressor doesn't work and buzzes only	The power voltage is <98V.	Put a power regulator more than 1000W power together.
The compressor stops a minute after start, and restart after a few minutes, and so repeatedly.	The power voltage is >132V.	

Troubleshooting

The compressor works normally, but the temperature in the cabinet lowers too slowly.	The door is opened too frequently.	Reduce open times.
	The food in the cabinet is too much, and placed improperly.	Place foods properly keep place between them for ventilation of cold air.
	The frost film is too thick.	Take out foods and defrost.
	The surface of the condenser is too dirty.	Stop and clean the condenser.
	The door seals badly.	Adjust the door seal.
The noise is too loud	The freezer is placed unstably.	Place it stably.
	The fixing of the freezer is loose.	Tighten the fixing.
	There's contact between pipes.	Separate them.

THE FOLLOWING ARE NOT FAULTS:

- When the freezer is working or after is stops for a while, the refrigerant in the pipes is cycling and gives out "running water" sounds.
- The surface temperature of the compressor may be up 70°C~80°C when it is working.
- The back side of step freezer gives out heat.
- In rainy season, the outer surface of the cabinet may have dew, which makes no defects on normal use. Just dry it with a piece of cloth.

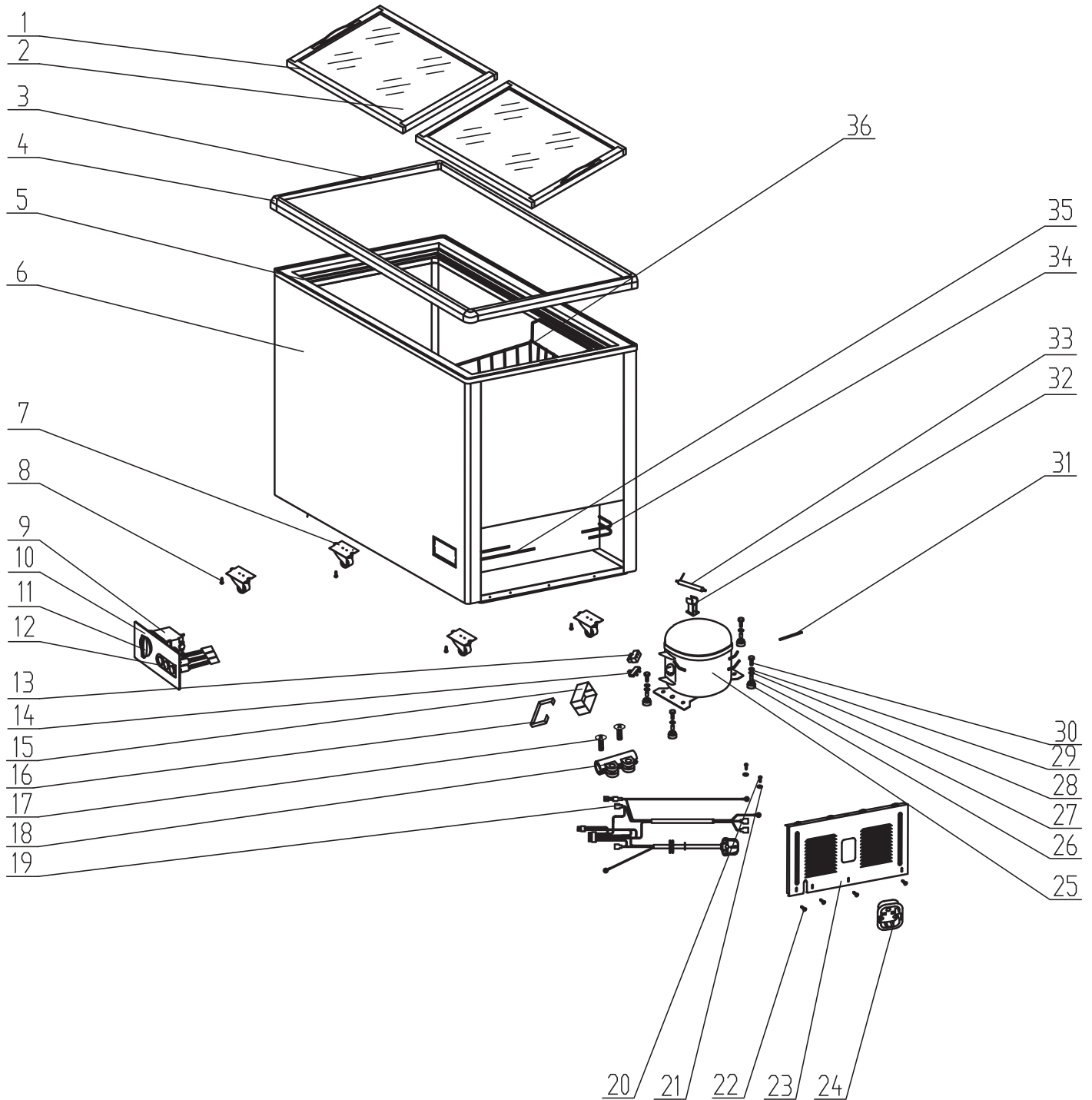
REFERENCE

Item Number	Model Number	Description	Manufacturer Model Number
45291	FR-CN-0150	Freezer Ice Cream Reach In with Flat Glass Top 5.3 Cu Ft 110V/60/1 QPS	XS-150
45292	FR-CN-0200	Freezer Ice Cream Reach In with Flat Glass Top 7.1 Cu Ft 110V/60/1 QPS	XS-200
45293	FR-CN-0320	Freezer Ice Cream Reach In with Flat Glass Top 11 Cu Ft 110V/60/1	XS-320

Parts Breakdown

Model FR-CN-0150 45291

Model FR-CN-0200 45292



Parts Breakdown

Model FR-CN-0150 45291

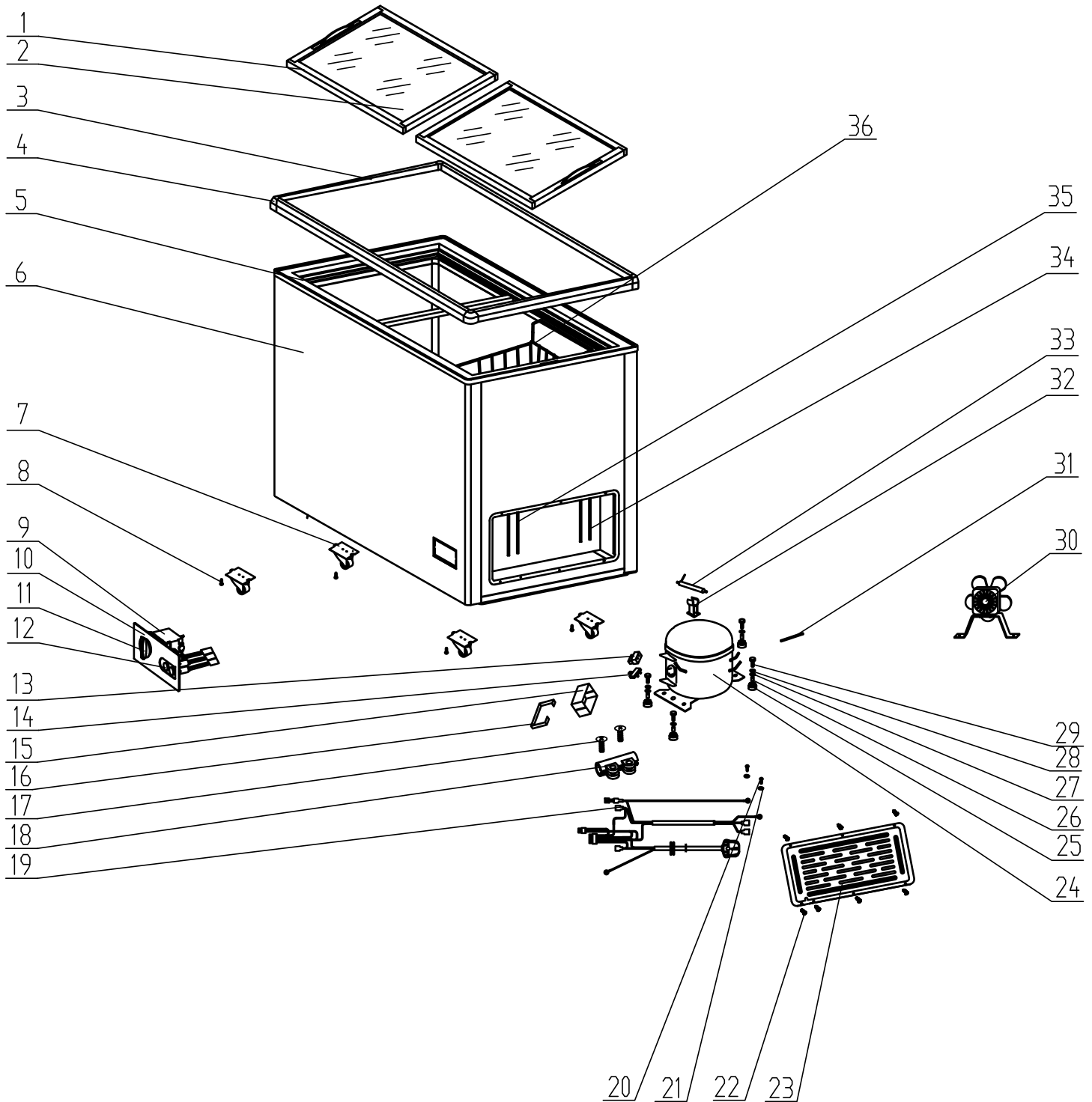
Item No.	Description	Position	Item No.	Description	Position	Item No.	Description	Position
64432	Glass Door Frame for XS-150	1	79808	PTC Starter for XS-150	13	79816	Compressor for XS-150	25
79798	Glass Door for XS-150	2	79809	Protector for XS-150	14	79817	Rubber Boot for XS-150	26
64433	Aluminum Alloy Frame for XS-150	3	79810	Cover for XS-150	15	79818	Connecting Sleeve for XS-150	27
79801	Corner for XS-150	4	79811	Clamp for XS-150	16	79819	Washer for XS-150	28
64434	Cabinet Plastic Frame for XS-150	5	64436	Screw for XS-150	17	79820	Spring Hooks for XS-150	29
79802	Cabinet for XS-150	6	79812	Double Hollow Wire Clamp for XS-150	18	79821	Bolt for XS-150	30
79803	Castor for XS-150	7	79814	Power Plug for XS-150	19	79822	Charge Pipe for XS-150	31
64435	Screw for XS-150	8	64437	Copper Screw for XS-150	20	64441	Filter Support for XS-150	32
79804	Thermostat for XS-150	9	64438	Washer for XS-150	21	79823	Filter for XS-150	33
79805	Thermostat Control Panel for XS-150	10	64439	Tapping Screw for XS-150	22	79824	Back Condenser for XS-150	34
79806	Thermostat Knob for XS-150	11	79815	Shutter for XS-150	23	79825	Front Condenser for XS-150	35
39587	Indicator Lamp for XS-150	12	64440	Plug Box for XS-150	24	63990	Basket for XS-150	36

Model FR-CN-0200 45292

Item No.	Description	Position	Item No.	Description	Position	Item No.	Description	Position
64442	Glass Door Frame for XS-200	1	64449	PTC Starter for XS-200	13	28451	Compressor for XS-200	25
64443	Glass Door for XS-200	2	64450	Protector for XS-200	14	64461	Rubber Boot for XS-200	26
64444	Aluminum Alloy Frame for XS-200	3	64451	Cover for XS-200	15	64462	Connecting Sleeve for XS-200	27
64445	Corner for XS-200	4	64452	Clamp for XS-200	16	64463	Washer for XS-200	28
64446	Cabinet Plastic Frame for XS-200	5	64453	Screw for XS-200	17	64464	Spring Hooks for XS-200	29
64447	Cabinet for XS-200	6	64454	Double Hollow Wire Clamp for XS-200	18	64465	Bolt for XS-200	30
79803	Castor for XS-200	7	64455	Power Plug for XS-200	19	64466	Charge Pipe for XS-200	31
64448	Screw for XS-200	8	64456	Copper Screw for XS-200	20	64467	Filter Support for XS-200	32
79804	Thermostat for XS-200	9	64457	Washer for XS-200	21	79823	Filter for XS-200	33
79805	Thermostat Control Panel for XS-200	10	64458	Tapping Screw for XS-200	22	64468	Back Condenser for XS-200	34
79806	Thermostat Knob for XS-200	11	64459	Shutter for XS-200	23	64469	Front Condenser for XS-200	35
39587	Indicator Lamp for XS-200	12	64460	Plug Box for XS-200	24	63990	Basket for XS-200	36

Parts Breakdown

Model FR-CN-0320 45293



Parts Breakdown

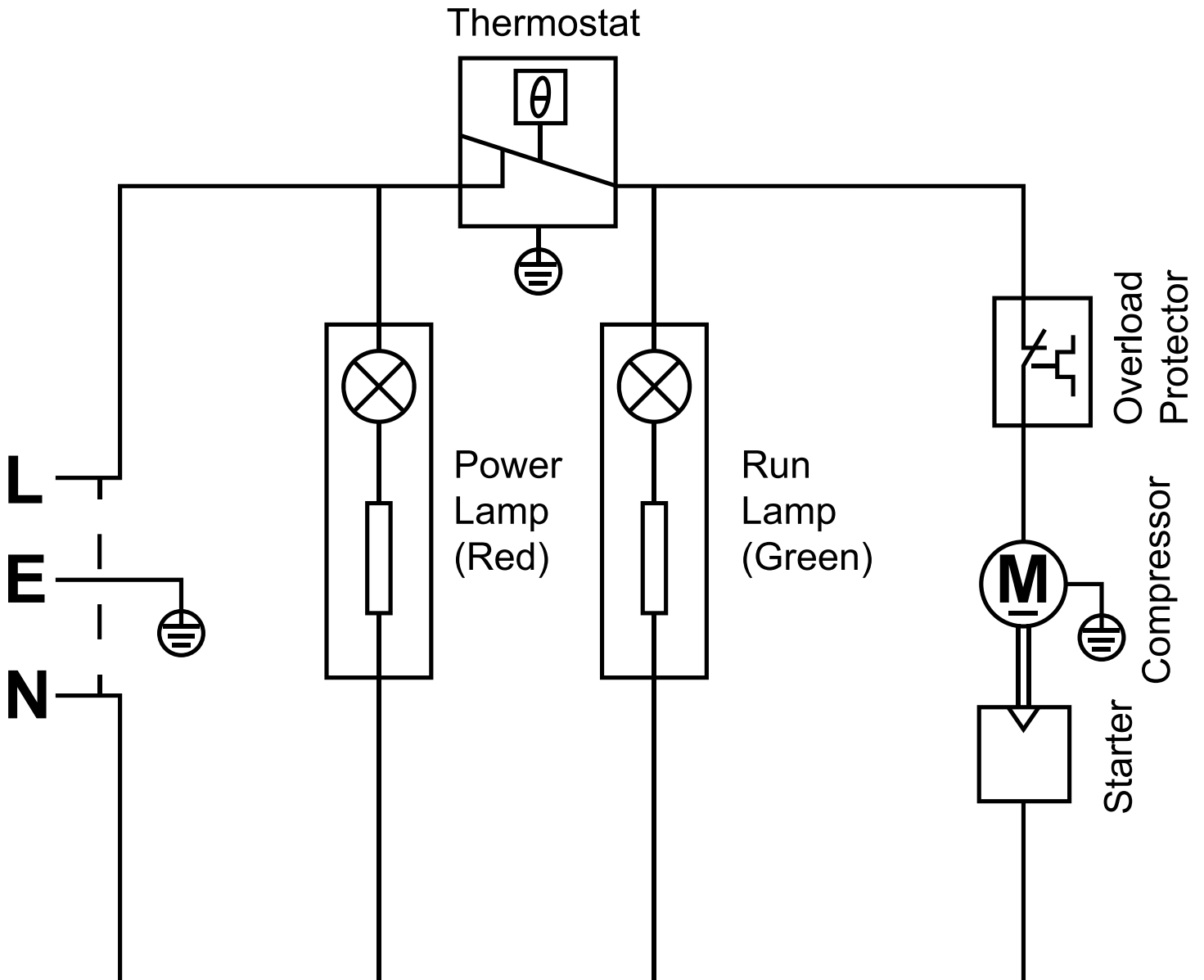
Model FR-CN-0320 45293

Item No.	Description	Position	Item No.	Description	Position	Item No.	Description	Position
64470	Glass Door Frame for XS-320	1	79777	PTC Starter for XS-320	13	79786	Rubber Boot for XS-320	25
79767	Glass Door for XS-320	2	79778	Protector for XS-320	14	79787	Connecting Sleeve for XS-320	26
64471	Aluminum Alloy Frame for XS-320	3	79779	Cover for XS-320	15	79788	Washer for XS-320	27
79770	Corner for XS-320	4	79780	Clamp for XS-320	16	79789	Spring Hooks for XS-320	28
64472	Cabinet Plastic Frame for XS-320	5	64474	Screw for XS-320	17	79790	Bolt for XS-320	29
79771	Cabinet for XS-320	6	79781	Double Hollow Wire Clamp for XS-320	18	79792	Fan Motor for XS-320	30
79803	Castor for XS-320	7	79783	Power Plug for XS-320	19	79793	Charge Pipe for XS-320	31
64473	Screw for XS-320	8	64475	Copper Screw for XS-320	20	79794	Filter Support for XS-320	32
79804	Thermostat for XS-320	9	64476	Washer for XS-320	21	79823	Filter for XS-320	33
79805	Thermostat Control Panel for XS-320	10	64477	Tapping Screw for XS-320	22	79796	Back Condenser for XS-320	34
79806	Thermostat Knob for XS-320	11	79784	Shutter for XS-320	23	64478	Front Condenser for XS-320	35
39587	Indicator Lamp for XS-320	12	79785	Compressor for XS-320	24	43825	Basket for XS-320	36

Electrical Schematics

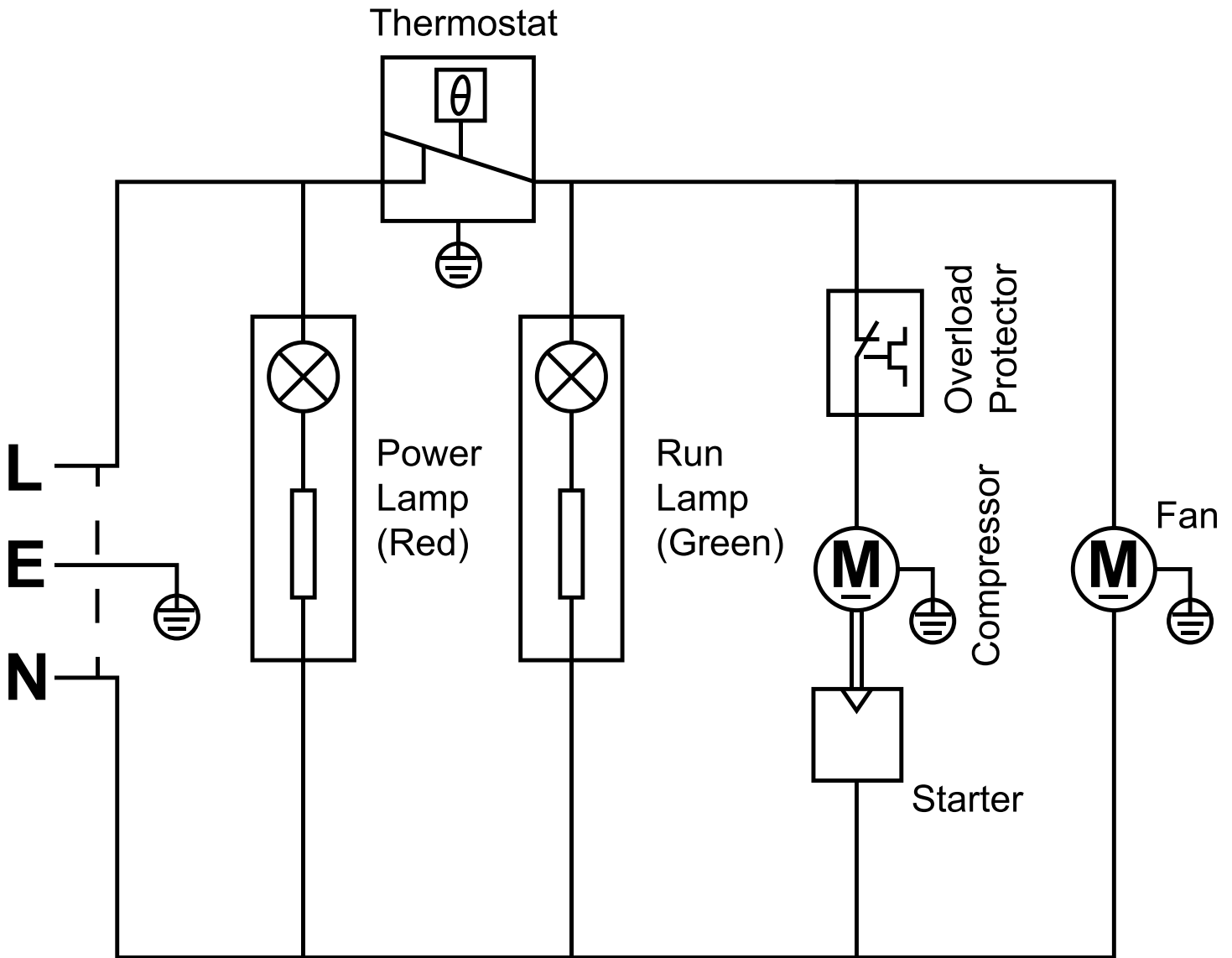
Model FR-CN-0150 45291

Model FR-CN-0200 45292



Electrical Schematics

Model FR-CN-0320 45293





Warranty Registration

Thank you for purchasing an Omcan product. To register your warranty for this product, complete the information below, tear off the card at the perforation and then send to the address specified below. You can also register online by visiting:

Merci d'avoir acheté un produit Omcan. Pour enregistrer votre garantie pour ce produit, complétez les informations ci-dessous, détachez la carte au niveau de la perforation, puis l'envoyer à l'adresse spécifiée ci-dessous. Vous pouvez également vous inscrire en ligne en visitant:

Gracias por comprar un producto Omcan usted. Para registrar su garantía para este producto, complete la información a continuación, cortar la tarjeta en la perforación y luego enviarlo a la dirección indicada a continuación. También puede registrarse en línea en:

www.omcan.com/warrantyregistration.html

For mailing in Canada

Pour postale au Canada

Por correo en Canadá

For mailing in the US

Pour diffusion aux États-Unis

Por correo en los EE.UU.

OMCAN

PRODUCT WARRANTY REGISTRATION

3115 Pepper Mill Court,

Mississauga, Ontario

Canada, L5L 4X5

OMCAN

PRODUCT WARRANTY REGISTRATION

4450 Witmer Industrial Estates, Unit 4,

Niagara Falls, New York

USA, 14305

or email to: service@omcan.com



Purchaser's Information

Name: _____

Company Name: _____

Address: _____

Telephone: _____

City: _____ Province or State: _____ Postal or Zip: _____

Email Address: _____

Country: _____

Type of Company:

Restaurant Bakery Deli

Butcher Supermarket Caterer

Institution (*specify*): _____

Other (*specify*): _____

Dealer from which Purchased: _____

Dealer City: _____ Dealer Province or State: _____

Invoice: _____

Model Name: _____ Model Number: _____

Serial Number: _____

Machine Description: _____

Date of Purchase (MM/DD/YYYY): _____

Date of Installation (MM/DD/YYYY): _____

Would you like to extend the warranty? Yes No

Thank you for choosing Omcan | Merci d'avoir choisi Omcan | Gracias por elegir Omcan



Since 1951 Omcan has grown to become a leading distributor of equipment and supplies to the North American food service industry. Our success over these many years can be attributed to our commitment to strengthen and develop new and existing relationships with our valued customers and manufacturers. Today with partners in North America, Europe, Asia and South America, we continually work to improve and grow the company. We strive to offer customers exceptional value through our qualified local sales and service representatives who provide convenient access to over 3,500 globally sourced products.

Depuis 1951 Omcan a grandi pour devenir un des “leaders” de la distribution des équipements et matériel pour l’industrie des services alimentaires en Amérique du Nord. Notre succès au cours de ces nombreuses années peut être attribué à notre engagement à renforcer et à développer de nouvelles et existantes relations avec nos clients et les fabricants de valeur. Aujourd’hui avec des partenaires en Amérique du Nord, Europe, Asie et Amérique du Sud, nous travaillons continuellement à améliorer et développer l’entreprise. Nous nous efforçons d’offrir à nos clients une valeur exceptionnelle grâce à nos ventes locales qualifiées et des représentants de service qui offrent un accès facile à plus de 3500 produits provenant du monde entier.

Desde 1951 Omcan ha crecido hasta convertirse en un líder en la distribución de equipos y suministros de alimentos en América del Norte industria de servicios. Nuestro éxito en estos años se puede atribuir a nuestro compromiso de fortalecer y desarrollar nuevas relaciones existentes con nuestros valiosos clientes y fabricantes. Hoy con socios de América del Norte, Europa, Asia y América del Sur, que trabajan continuamente para mejorar y crecer la empresa. Nos esforzamos por ofrecer a nuestros clientes valor excepcional a través de nuestro local de ventas y representantes de los servicios que proporcionan un fácil acceso a más de 3,500 productos con origen a nivel mundial.

